

June 2019

Dear Future Third Graders,

Welcome to third grade! I am looking forward to being your teacher this coming school year. We will be learning new and exciting things. I am excited about getting to know each one of you and encouraging you along your third grade journey. Let's get ready!

Here are three things I would like you to do over the summer:

First, please read every day. Remember, readers are leaders ☺. Your local library is full of books. You are sure to find many that interest you. See if your library has a summer reading program in which you can participate. If you bring back proof that you participated in a program, you will receive a prize!

Secondly, please complete Section 1 in the Summer Bridges Activities book, Grades 2-3. You can purchase this book at your local bookstore or at Amazon.com. It is due Friday, September 13. You are only required to do the first section.

Lastly, read two chapter books, one non-fiction and one fiction. There are two book reports attached that you will need to complete. Fill out the "Just the Facts" (page 29) report for your non-fiction book and "A Character T-Shirt" (page 77) for your fiction book. Bring these both on the first day of school.

I hope you enjoy your summer vacation with family and friends. I'll see you in September.

God Bless,

Ms. Moore

P.S. -Please do not forget your school supplies for the first day of school!

Third Grade Supply List



Personal Supplies: Please label with your child's name

- 3 durable, plastic, pocket folder (without prong fasteners)
- 3- 1 subject spiral notebooks (no black covers)
- 1 white dry erase board (hand held)
- 1 package of dry erase markers, multi pack, thin tip, with attached eraser
- 1 highlighter
- 1 black sharpie (not thick)
- 1 box of Crayola washable markers, classic colors, broad line, 8 count
- 1 box of Crayola crayons, 24 count
- 1 box of Crayola colored pencils
- 1 pair of Fiskars scissors-kids, pointed tip
- 1-12 inch ruler with inches and centimeters
- 1 pencil pouch (soft fabric with zipper)
- 1 clipboard
- The Holy Bible (NIV version) available at www.Christianbook.com
- Webster's Dictionary (paperback)

Communal Supplies: Please do not label as we will be sharing them in the classroom

- 3 packages of Ticonderoga #2 pencils- (no designs)
- 3 boxes of eraser pencil caps
- 1 package of glue sticks
- Index cards-3 packs of 3x5, 3 packs of 4x6
- 3 Rolls of Tape (dispenser included)
- Tissues- either 3 large boxes or 5 small boxes
- 1 large bottle of hand sanitizer with pump
- 1 package of baby wipes

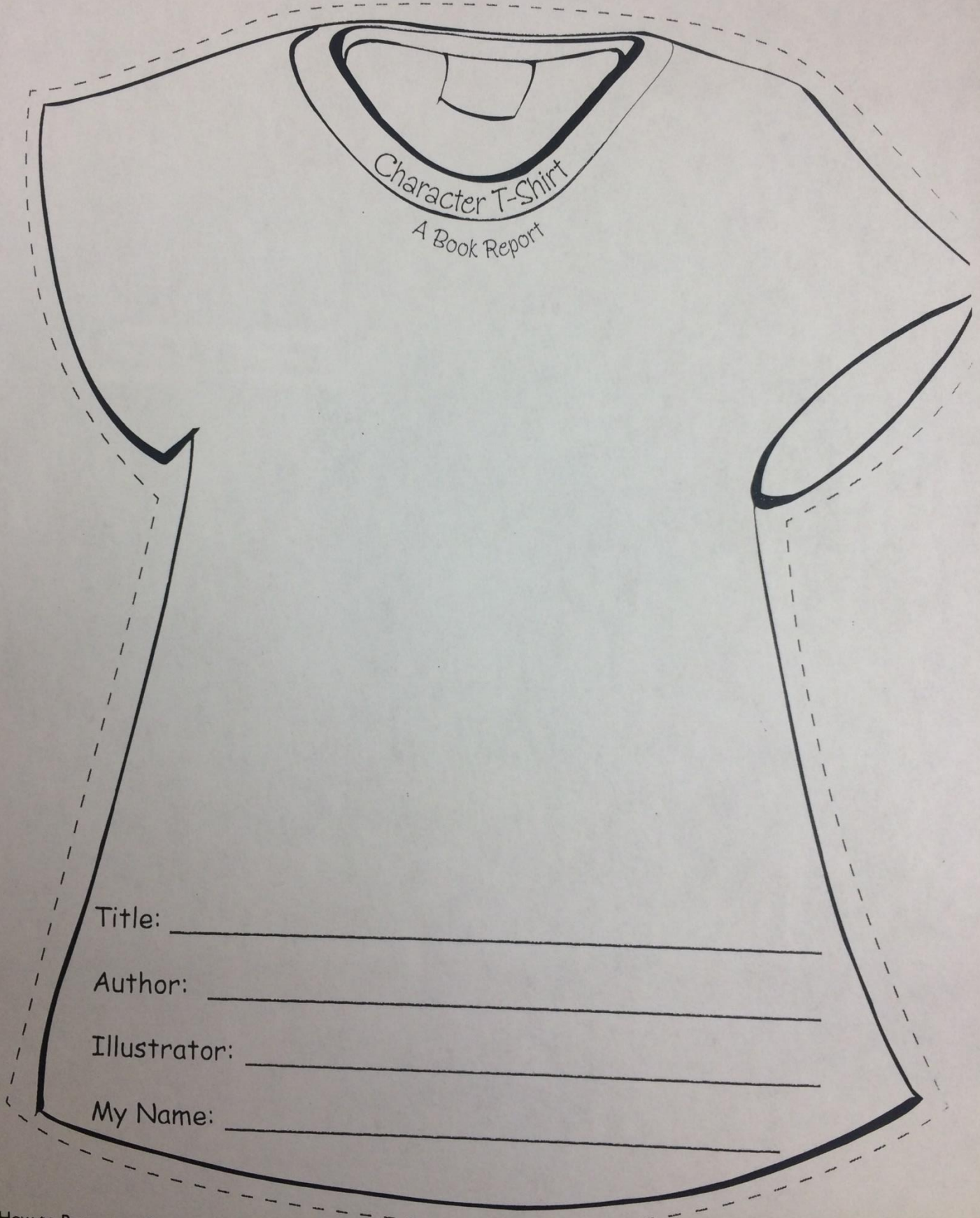
Supplies to have at home:

- ✓ Pencils
- ✓ Webster's dictionary and thesaurus
 - ✓ Ruler
 - ✓ Crayons
 - ✓ Bible
 - ✓ Scissors

A Character T-Shirt

Individual Book Report Project

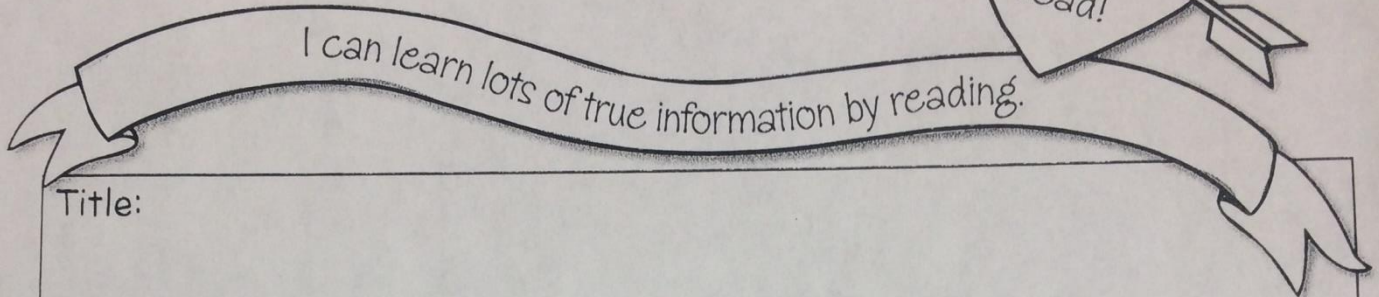

1. Design a T-shirt for the main character in the book you just read.
2. Write the character's name across the middle.



Name _____

Just the Facts

Book Report Form



Title:	
Author:	Illustrator:

Three facts that I learned:

1

2

3

*** Put a star by the most important fact.**

Dear Parents,
This is your child's independent reading book. After your child has read the book, discuss the factual information included. Help your child recall and list 3 facts on the report form. Finally, discuss which fact is the most important and star it.

This book report is due back in class: _____ Parent Signature _____

